

CAPS II Seating Prescription Form

February 2019

Please use Adobe 'Fill & Sign' to complete this form - Please check boxes with an X



GENERAL INFORMATION

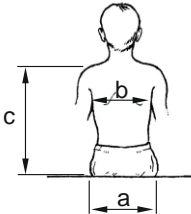
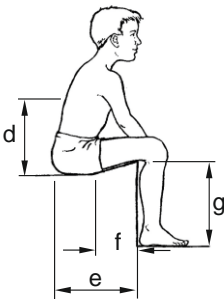
Clinician:	Email:	Date:
Service:	Delivery Address:	

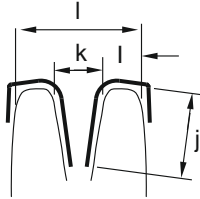
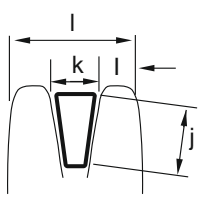
ASSESSMENT SUMMARY

Client Name/Ref:	Year of Birth:
Address/School:	Diagnosis:
Current Equipment:	CAPS/Fusion Serial No:
Issues with Current Equipment:	
Observations, deformity:	
Hips/Pelvis:	
Spine/Trunk:	

MEASUREMENTS

		Client measurements		Current Seat
a	Pelvic Width:			cm
b	Trunk Width:			cm
c	Backrest Height:			cm
d	Thoracic Pad Height:	L	R	cm
e	Seat Depth:	L	R	cm
f	Seat Ramp Length:			cm
g	Footrest Height:	L	R	cm
h	Footplate Length:			cm
i	Knee Width:			cm
j	Medial Pad:			cm
k	Distance Between Knees:			cm
l	Outside of Knees			cm
Backrest Recline:		Seat Tilt:		

Please record current seat sizes as a cross check

Seating System Selection

MiniCAPS

<input type="checkbox"/> A1	<input type="checkbox"/> A2	<input type="checkbox"/> A3	<input type="checkbox"/> B1	<input type="checkbox"/> B2	<input type="checkbox"/> B3	<input type="checkbox"/> C1	<input type="checkbox"/> C2	<input type="checkbox"/> C3	<input type="checkbox"/> D1	<input type="checkbox"/> D2	<input type="checkbox"/> D3
-----------------------------	-----------------------------	-----------------------------	-----------------------------	-----------------------------	-----------------------------	-----------------------------	-----------------------------	-----------------------------	-----------------------------	-----------------------------	-----------------------------

CAPS II

<input type="checkbox"/> One <i>(child)</i>	<input type="checkbox"/> Two <i>(junior)</i>	<input type="checkbox"/> Three <i>(junior plus)</i>	<input type="checkbox"/> Four <i>(teenage)</i>	<input type="checkbox"/> Five <i>(teenage plus)</i>	<input type="checkbox"/> Six <i>(adult)</i>	<input type="checkbox"/> Seven <i>(adult plus)</i>
<input type="checkbox"/> Special Seat Length			<input type="checkbox"/> Special Backrest Height			
<input type="checkbox"/> Lynx Backrest		<input type="checkbox"/> Pre-Finished Lynx Backrest			<input type="checkbox"/> Dynamic Backrest	

Special Instructions:

Wheelchair / Base

Manual :	Powered:
----------	----------

Special Instructions:

CAPS II Seating Prescription Form

February 2019

Please use Adobe 'Fill & Sign' to complete this form - Please check boxes with an X



Order Details (Standard options indicated with ○)

Seat Cushion:	<input type="radio"/> Ramped <input type="checkbox"/> Stepped <input type="checkbox"/> Flat <input type="checkbox"/> Foam Carve		<input type="checkbox"/> Asymmetric: Left cm Right cm		
Ramp:	Length:	Angle:	Height:	Ramp Base Layer:	<input type="radio"/> Standard <input type="checkbox"/> Chip Foam
Flat Section of Cushion:	<input type="radio"/> Standard	<input type="checkbox"/> Soft Memory	<input type="checkbox"/> Medium Memory	<input type="checkbox"/> Firm Memory	<input type="checkbox"/> Synergel
Special Requirements:					
Back Cushion:	<input type="radio"/> inc Sacral	<input type="checkbox"/> inc Lumbar	<input type="checkbox"/> Full Type	<input type="checkbox"/> Foam Carve	
Special Requirements:					
Laterals:	<input type="radio"/> Standard <input type="checkbox"/> Curved <input type="checkbox"/> Wraparound		<input type="checkbox"/> Synergel Lining	<input type="checkbox"/> Lynx (Lynx back only)	
Swingaway:	<input type="checkbox"/> Castellated <input type="checkbox"/> Pip Pin <input type="checkbox"/> Left <input type="checkbox"/> Right	<input type="checkbox"/> Double Mounted	<input type="checkbox"/> Arm Protraction Pads		
Special Requirements:					
Headrest :	<input type="radio"/> Shallow Curved <input type="checkbox"/> Curved <input type="checkbox"/> Winged Curved <input type="checkbox"/> Soft Wing Curved				
	<input type="checkbox"/> Multi-Adjustable <input type="checkbox"/> Neck Roll	<input type="checkbox"/> 35cm <input type="checkbox"/> 40cm <input type="checkbox"/> 45cm <input type="checkbox"/> 50cm <input type="checkbox"/> 55cm <input type="checkbox"/> Asymmetric			
Mounting:	<input type="radio"/> Standard Link mtg <input type="checkbox"/> Ball Joint mtg <input type="checkbox"/> Double mtg	Stem:	<input type="checkbox"/> Straight <input type="checkbox"/> Swan Neck		
Special Requirements:					
Harness:	<input type="checkbox"/> H Type <input type="checkbox"/> X Type <input type="checkbox"/> Bandido <input type="checkbox"/> Dynaflex	<input type="checkbox"/> Rear Pull <input type="checkbox"/> Front Pull <input type="checkbox"/> Top Pull	Size:		
Lap Strap:	<input type="radio"/> Standard <input type="checkbox"/> Padded	<input type="checkbox"/> 2 point <input type="checkbox"/> 4 point	<input type="checkbox"/> Slim-line	Size:	
Special Requirements:					
Knee Control:	<input type="radio"/> Kneeblock	<input type="checkbox"/> Adjustable Pommel	<input type="checkbox"/> Solid Pommel	<input type="checkbox"/> Knee Laterals	
Lining:	<input type="radio"/> Standard Evazote <input type="checkbox"/> Double Evazote <input type="checkbox"/> Synergel <input type="checkbox"/> Fleece Lining	<input type="checkbox"/> Reinforced			
Special Requirements:					
Footrest:	<input type="radio"/> Separate Plates <input type="checkbox"/> One Piece <input type="checkbox"/> Footbox		<input type="checkbox"/> Padded <input type="checkbox"/> Reinforced <input type="checkbox"/> Rear Upstand		
	<input type="checkbox"/> Active Dynamic <input type="checkbox"/> Double Plate Dynamic	Straps:	<input type="radio"/> Webbing <input type="checkbox"/> Leather <input type="checkbox"/> Ankle Huggers		
Special Requirements:					
Tray:	<input type="checkbox"/> Small <input type="checkbox"/> Medium <input type="checkbox"/> Large <input type="checkbox"/> Not Req'd	<input type="checkbox"/> Clear <input type="radio"/> Black	<input type="checkbox"/> Elbow Extensions <input type="checkbox"/> Upstands		
	<input type="checkbox"/> Angle Adjustable <input type="checkbox"/> Locking Tray Brackets	<input type="checkbox"/> Tray Pad	<input type="checkbox"/> Grab Bar		
Special Requirements:					
Upholstery: (2 sets supplied as standard with grey spacer side panels and back jacket)					
Duratex:	<input type="checkbox"/> Black <input type="checkbox"/> Pink <input type="checkbox"/> Royal Blue <input type="checkbox"/> Denim <input type="checkbox"/> Purple <input type="checkbox"/> Red				
Dartex:	<input type="checkbox"/> Black	Spacer Fabric:	<input type="checkbox"/> Black <input type="checkbox"/> Grey <input type="checkbox"/> Blue <input type="checkbox"/> Black Leather		
Special Requirements: Eg. Omnitherm Lining					

Separate size specification & prescription forms also available for Headrest, Kneeblock, Footrest, Cushions.

Active Design Ltd, 68K Wyrley Road, Birmingham. B6 7BN. Tel: 0121 326 7506 Fax: 0121 327 8807

Email: sales@activedesign.co.uk Internet: www.activedesign.co.uk

LFT005-20

CAPS II Seating Prescription Form

February 2019



Please use Adobe 'Fill & Sign' to complete this form - Please check boxes with an X

MiniCAPS DIMENSIONS													
		A1	A2	A3	B1	B2	B3	C1	C2	C3	D1	D2	D3
Pelvic Width	Min	16			19			21			24		
	Max	23			25.5			28			30.5		
Seat Depth	Min	17	20	22.5	20	22.5	25	25	27	30	27	30	32
	Max	25	27.5	30	27.5	30	32.5	32.5	35	37.5	35	37.5	40
Knee / Footplate Centres		130			145			175			200		
Kneeblock Size		Cut to size											
Backrest Height		32	32	34	34	34	36	36	39	42	39	42	46
Actiflex Lap Strap size		XS						S					
Actiflex Harness size		XXS		XS			S			M	S	M	
Nominal Overall Size	Width	12"			13"			14"			15"		
	Length	11"	12"	13"	12"	13"	14"	14"	15"	16"	15"	16"	17"
Seat Unit Weight (kg)		7.5			8			8.5			8		
Maximum User Weight kg		45			50			55			60		

CAPS II DIMENSIONS									
		One <i>(child)</i>	Two <i>(junior)</i>	Three <i>(junior plus)</i>	Four <i>(teenage)</i>	Five <i>(teenage plus)</i>	Six <i>(adult)</i>	Seven <i>(adult plus)</i>	
Pelvic Width	Min	21	23	25	28	30	33	36	
	Max	28	30	33	35	38	41	44	
Seat Depth	Min	25	30		35		37		
	Max	35	40		45		48		
Kneeblock Width		7.5	9		11		12		
Kneeblock Medial Pad		10	16		18		18		
Backrest Height		39	42	46	49	52	54	57	
Actiflex Lap Strap size		S			M			L	
Actiflex Harness size		S	M		L		XL		
Nominal Overall Size	Width	14"	15"	16"	17"	18"	19"	20"	
	Length	15"	17"		19"		20"		
Seat Unit Weight (kg)		15	18	19	20	21	22	23	
Maximum User Weight (kg)		60	70	75	85	90	95	95	

Seat Length	175	200	225	250	275	300	325	350	375	400	425
Seat Ramp	80	95	110	130	150	170	190	205	220	235	250

Small Medium or Large strays can be fitted to any size of seat, in either black ABS or Clear PETG.
Medium tray size is 52cm x 48cm (W x D) All dimensions in cm unless stated otherwise

CAPS II Seating Prescription Form

February 2019

Please use Adobe 'Fill & Sign' to complete this form - Please check boxes with an X



Laterals	A	B	C	D	E	F	H*	I*	R**	S**	T**	Custom			
L	13	14	15	17	20	25	14	16	7	8	10				
H	7.5	7.5	9.5	9.5	9.5	9.5	14	16	17	22	24				
<input type="checkbox"/> Standard <input type="checkbox"/> Synergel Lining <input type="checkbox"/> Double Mounting (*) <input type="checkbox"/> Wraparound (**)															
<input type="checkbox"/> Shallow Contour							<input type="checkbox"/> Curved								
Size	a	b	h				Size	a	b	h					
<input type="checkbox"/> S	20	0.5	8				<input type="checkbox"/> S	20	6.5	8					
<input type="checkbox"/> M	25	1	10				<input type="checkbox"/> M	23	7	10					
<input type="checkbox"/> L	28	2	10				<input type="checkbox"/> L	23.5	7.5	10					
<input type="checkbox"/> XL	34	2.5	12				<input type="checkbox"/> XL	23.5	7.5	12					
Custom				Custom											
<input type="checkbox"/> Wing Curved							<input type="checkbox"/> Multi Adjustable <input type="checkbox"/> Neckroll								
Size	a	b	h				Joints	a	b	h					
<input type="checkbox"/> S	26	6	10				<input type="checkbox"/> 4	35	N/A	10					
<input type="checkbox"/> M	30	6	10				<input type="checkbox"/> 6	40 / 45	N/A	10					
<input type="checkbox"/> L	33	6	10				<input type="checkbox"/> 8	50 / 55	N/A	10					
Custom							Custom								
<input type="checkbox"/> Link Mount <input type="checkbox"/> Ball & Link <input type="checkbox"/> Thru Bar with ball <input type="checkbox"/> Double Mounting <input type="checkbox"/> Straight stem <input type="checkbox"/> Swan Neck Stem															
<input type="checkbox"/> Solid Pommel							<input type="checkbox"/> Adjustable Pommel								
Size	a	b	c	d				Size	a	b	c	d			
<input type="checkbox"/> S	8	6	9	6				<input type="checkbox"/> S	8	9	6	6			
<input type="checkbox"/> M	9	7	11	7				<input type="checkbox"/> M	9	11	7	7			
<input type="checkbox"/> L	11	8	13	8				<input type="checkbox"/> L	11	13	8	8			
<input type="checkbox"/> XL	13	9	15	9				<input type="checkbox"/> XL	13	15	9	9			
Custom					Custom										
<input type="checkbox"/> Kneeblock							<input type="checkbox"/> Knee Laterals								
Size	a	b	c	d				Size	h	l					
<input type="checkbox"/> S	7.5	11	5.5					<input type="checkbox"/> S	15	7					
<input type="checkbox"/> M	9	15	5.5					<input type="checkbox"/> M	19	9					
<input type="checkbox"/> L	11	16	7.5					<input type="checkbox"/> L	22	10					
<input type="checkbox"/> XL	12	17	8.5					<input type="checkbox"/> XL	25	10					
Custom					Custom										
Lining: <input type="checkbox"/> Standard Evazote <input type="checkbox"/> Double Evazote <input type="checkbox"/> Synergel <input type="checkbox"/> Fleece Lining <input type="checkbox"/> Reinforced															
<input type="checkbox"/> Footplate <input type="checkbox"/> Footboard <input type="checkbox"/> Footbox															
<input type="checkbox"/> Active Dynamic <input type="checkbox"/> Double Plate Dynamic															
<input type="checkbox"/> Reinforced <input type="checkbox"/> Rear Upstand															
<input type="checkbox"/> Padding on plate <input type="checkbox"/> Padding for Drop Tubes															
<input type="checkbox"/> Webbing Straps <input type="checkbox"/> Leather Straps <input type="checkbox"/> Ankle Huggers															
<input type="checkbox"/> Ottobock Foot Skates <input type="checkbox"/> SOS Plastic Skates															
Footplate	w	l	Fotboard	w	l	Footbox (inside)	w	l	h						
<input type="checkbox"/> XXXS	10.5	14	<input type="checkbox"/> XXXS	25	18	<input type="checkbox"/> XXXS	23	17	9						
<input type="checkbox"/> XXS	10.5	16	<input type="checkbox"/> XXS	30	20	<input type="checkbox"/> XXS	25.5	20	10						
<input type="checkbox"/> XS	10.5	18	<input type="checkbox"/> XS	32.5	20	<input type="checkbox"/> XS	28	20	10						
<input type="checkbox"/> S	11.5	20	<input type="checkbox"/> S	35	22.5	<input type="checkbox"/> S	30.5	22	12						
<input type="checkbox"/> M	12.5	22.5	<input type="checkbox"/> M	37.5	22.5	<input type="checkbox"/> M	33	22	12						
<input type="checkbox"/> L	13.5	25	<input type="checkbox"/> L	40	25	<input type="checkbox"/> L	35.5	24	13						
<input type="checkbox"/> XL	13.5	28	<input type="checkbox"/> XL	42.5	27.5	<input type="checkbox"/> XL	38.5	25	13						
<input type="checkbox"/> Custom			<input type="checkbox"/> Custom			<input type="checkbox"/> Custom									