

CAPS II Seating Prescription Form

February 2019

Please use Adobe 'Fill & Sign' to complete this form - Please check boxes with an X



GENERAL INFORMATION

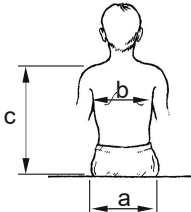
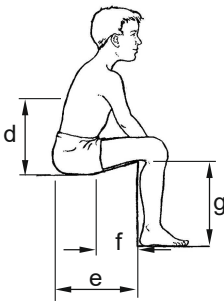
Clinician:	Email:	Date:
Service:	Delivery Address:	

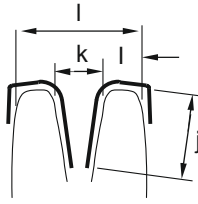
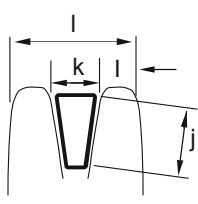
ASSESSMENT SUMMARY

Client Name/Ref:	Year of Birth:
Address/School:	Diagnosis:
Current Equipment:	CAPS/Fusion Serial No:
Issues with Current Equipment:	
Observations, deformity:	
Hips/Pelvis:	
Spine/Trunk:	

MEASUREMENTS

		Client measurements		Current Seat
a	Pelvic Width:			cm
b	Trunk Width:			cm
c	Backrest Height:			cm
d	Thoracic Pad Height:	L	R	cm
e	Seat Depth:	L	R	cm
f	Seat Ramp Length:			cm
g	Footrest Height:	L	R	cm
h	Footplate Length:			cm
i	Knee Width:			cm
j	Medial Pad:			cm
k	Distance Between Knees:			cm
l	Outside of Knees			cm
Backrest Recline:		Seat Tilt:		

Please record current seat sizes as a cross check

Seating System Selection

MiniCAPS

A1
 A2
 A3
 B1
 B2
 B3
 C1
 C2
 C3
 D1
 D2
 D3

CAPS II

One (child)
 Two (junior)
 Three (junior plus)
 Four (teenage)
 Five (teenage plus)
 Six (adult)
 Seven (adult plus)

Special Seat Length
 Special Backrest Height

Lynx Backrest
 Pre-Finished Lynx Backrest
 Dynamic Backrest

Special Instructions:

Wheelchair / Base

Manual :
 Powered:

Special Instructions:

CAPS II Seating Prescription Form

February 2019

Please use Adobe 'Fill & Sign' to complete this form - Please check boxes with an X



Order Details (Standard options indicated with ○)

Seat Cushion:	<input type="radio"/> Ramped <input type="checkbox"/> Stepped <input type="checkbox"/> Flat <input type="checkbox"/> Foam Carve		<input type="checkbox"/> Asymmetric: Left cm Right cm	
Ramp:	Length:	Angle:	Height:	Ramp Base Layer: <input type="radio"/> Standard <input type="checkbox"/> Chip Foam
Flat Section of Cushion:	<input type="radio"/> Standard	<input type="checkbox"/> Soft Memory	<input type="checkbox"/> Medium Memory	<input type="checkbox"/> Firm Memory <input type="checkbox"/> Synergel
Special Requirements:				
Back Cushion:	<input type="radio"/> inc Sacral	<input type="checkbox"/> inc Lumbar	<input type="checkbox"/> Full Type (No Sacral)	<input type="checkbox"/> Foam Carve
Special Requirements:				
Laterals:	<input type="radio"/> Standard <input type="checkbox"/> Curved <input type="checkbox"/> Wraparound		<input type="checkbox"/> Synergel Lining	<input type="checkbox"/> Lynx (Lynx back only)
Swingaway:	<input type="checkbox"/> Castellated <input type="checkbox"/> Pip Pin <input type="checkbox"/> Left <input type="checkbox"/> Right	<input type="checkbox"/> Double Mounted	<input type="checkbox"/> Arm Protraction Pads	
Special Requirements:				
Headrest :	<input type="radio"/> Shallow Curved <input type="checkbox"/> Curved <input type="checkbox"/> Winged Curved <input type="checkbox"/> Soft Wing Curved			
	<input type="checkbox"/> Multi-Adjustable <input type="checkbox"/> Neck Roll	<input type="checkbox"/> 35cm <input type="checkbox"/> 40cm <input type="checkbox"/> 45cm <input type="checkbox"/> 50cm <input type="checkbox"/> 55cm <input type="checkbox"/> Asymmetric		
Mounting:	<input type="radio"/> Standard Link mtg <input type="checkbox"/> Ball Joint mtg <input type="checkbox"/> Double mtg	Stem:	<input type="checkbox"/> Straight <input type="checkbox"/> Swan Neck	
Special Requirements:				
Harness:	<input type="checkbox"/> H Type <input type="checkbox"/> X Type <input type="checkbox"/> Bandido <input type="checkbox"/> Dynaflex	<input type="checkbox"/> Rear Pull <input type="checkbox"/> Front Pull <input type="checkbox"/> Top Pull	Size:	
Lap Strap:	<input type="radio"/> Standard <input type="checkbox"/> Padded	<input type="checkbox"/> 2 point <input type="checkbox"/> 4 point	<input type="checkbox"/> Slim-line	Size:
Special Requirements:				
Knee Control:	<input type="radio"/> Kneeblock	<input type="checkbox"/> Adjustable Pommel	<input type="checkbox"/> Solid Pommel	<input type="checkbox"/> Knee Laterals
Lining:	<input type="radio"/> Standard Evazote <input type="checkbox"/> Double Evazote <input type="checkbox"/> Synergel <input type="checkbox"/> Fleece Lining	<input type="checkbox"/> Reinforced		
Special Requirements:				
Footrest:	<input type="radio"/> Separate Plates <input type="checkbox"/> One Piece <input type="checkbox"/> Footbox	<input type="checkbox"/> Reinforced	<input type="radio"/> Heel Loops <input type="checkbox"/> Rear Upstands	
	<input type="checkbox"/> Active Dynamic <input type="checkbox"/> Double Plate Dynamic <input type="checkbox"/> Padded	Straps: <input type="radio"/> Webbing <input type="checkbox"/> Leather <input type="checkbox"/> Ankle Huggers		
Special Requirements:				
Tray:	<input type="checkbox"/> Small <input type="checkbox"/> Medium <input type="checkbox"/> Large <input type="checkbox"/> Not Req'd	<input type="checkbox"/> Clear <input type="radio"/> Black	<input type="checkbox"/> Elbow Extensions	<input type="checkbox"/> Upstands
	<input type="checkbox"/> Angle Adjustable	<input type="checkbox"/> Locking Tray Brackets	<input type="checkbox"/> Tray Pad	<input type="checkbox"/> Grab Bar
Special Requirements:				
Upholstery: (2 sets supplied as standard with grey spacer side panels and back jacket)				
Duratex:	<input type="checkbox"/> Black	<input type="checkbox"/> Pink	<input type="checkbox"/> Royal Blue	<input type="checkbox"/> Denim <input type="checkbox"/> Purple <input type="checkbox"/> Red
Dartex:	<input type="checkbox"/> Black	Spacer Fabric:	<input type="checkbox"/> Black	<input type="checkbox"/> Grey <input type="checkbox"/> Blue <input type="checkbox"/> Black Leather
Special Requirements: <i>Eg. Omnitherm Lining</i>				

Separate size specification & prescription forms also available for Headrest, Kneeblock, Footrest, Cushions.

CAPS II Seating Prescription Form

February 2019



Please use Adobe 'Fill & Sign' to complete this form - Please check boxes with an X

MiniCAPS DIMENSIONS													
		A1	A2	A3	B1	B2	B3	C1	C2	C3	D1	D2	D3
Pelvic Width	Min	16			19			21			24		
	Max	23			25.5			28			30.5		
Seat Depth	Min	17	20	22.5	20	22.5	25	25	27	30	27	30	32
	Max	25	27.5	30	27.5	30	32.5	32.5	35	37.5	35	37.5	40
Knee / Footplate Centres		130			145			175			200		
Kneeblock Size		Cut to size											
Backrest Height		32	32	34	34	34	36	36	39	42	39	42	46
Actiflex Lap Strap size		XS						S					
Actiflex Harness size		XXS		XS			S			M	S	M	
Nominal Overall Size	Width	12"			13"			14"			15"		
	Length	11"	12"	13"	12"	13"	14"	14"	15"	16"	15"	16"	17"
Seat Unit Weight (kg)		7.5			8			8.5			8		
Maximum User Weight kg		45			50			55			60		

CAPS II DIMENSIONS								
		One <i>(child)</i>	Two <i>(junior)</i>	Three <i>(junior plus)</i>	Four <i>(teenage)</i>	Five <i>(teenage plus)</i>	Six <i>(adult)</i>	Seven <i>(adult plus)</i>
Pelvic Width	Min	21	23	25	28	30	33	36
	Max	28	30	33	35	38	41	44
Seat Depth	Min	25	30		35		37	
	Max	35	40		45		48	
Kneeblock Width		7.5	9		11			12
Kneeblock Medial Pad		10	16		18			18
Backrest Height		39	42	46	49	52	54	57
Actiflex Lap Strap size		S			M			L
Actiflex Harness size		S	M		L		XL	
Nominal Overall Size	Width	14"	15"	16"	17"	18"	19"	20"
	Length	15"	17"		19"		20"	
Seat Unit Weight (kg)		15	18	19	20	21	22	23
Maximum User Weight (kg)		60	70	75	85	90	95	95

Seat Length	175	200	225	250	275	300	325	350	375	400	425
Seat Ramp	80	95	110	130	150	170	190	205	220	235	250

Small Medium or Large trays can be fitted to any size of seat, in either black ABS or Clear PETG.
Medium tray size is 52cm x 48cm (W x D) All dimensions in cm unless stated otherwise

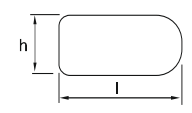
CAPS II Seating Prescription Form

February 2019

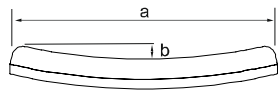
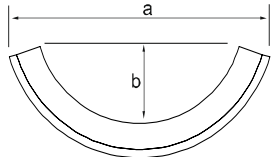


Please use Adobe 'Fill & Sign' to complete this form - Please check boxes with an X

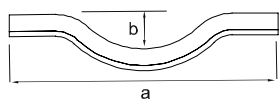
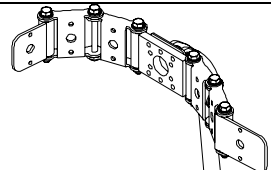
Laterals	A	B	C	D	E	F	H *	I*	R**	S**	T**	Custom
L	13	14	15	17	20	25	14	16	17	22	24	
H	7.5	7.5	9.5	9.5	9.5	9.5	14	16	7	8	10	



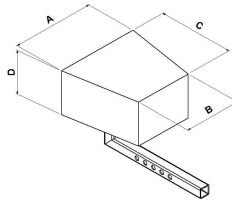
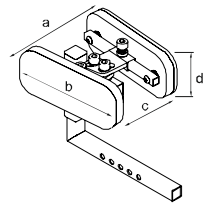
Standard
 Synergel Lining
 Double Mounting (*)
 Wraparound (**)
 Shallow Contour
 Curved

Size	a	b	h		Size	a	b	h	
<input type="checkbox"/> S	20	0.5	8		<input type="checkbox"/> S	20	6.5	8	
<input type="checkbox"/> M	25	1	10		<input type="checkbox"/> M	23	7	10	
<input type="checkbox"/> L	28	2	10		<input type="checkbox"/> L	23.5	7.5	10	
<input type="checkbox"/> XL	34	2.5	12		<input type="checkbox"/> XL	23.5	7.5	12	
Custom					Custom				

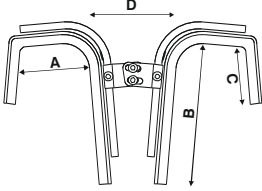
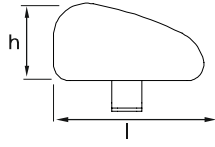
Wing Curved
 Multi Adjustable
 Neckroll

Size	a	b	h		Joists	a	b	h	
<input type="checkbox"/> S	26	6	10		<input type="checkbox"/> 4	35	N/A	10	
<input type="checkbox"/> M	30	6	10		<input type="checkbox"/> 6	40 / 45	N/A	10	
<input type="checkbox"/> L	33	6	10		<input type="checkbox"/> 8	50 / 55	N/A	10	
Custom					Custom				

Link Mount
 Ball & Link
 Thru Bar with ball
 Double Mounting
 Straight stem
 Swan Neck Stem

Size	a	b	c	d		Size	b	d	
<input type="checkbox"/> S	8	6	9	6		<input type="checkbox"/> S	12	6	
<input type="checkbox"/> M	9	7	11	7		<input type="checkbox"/> M	14	6	
<input type="checkbox"/> L	11	8	13	8		<input type="checkbox"/> L	14	7.5	
<input type="checkbox"/> XL	13	9	15	9		<input type="checkbox"/> XL	17	7.5	
Custom						Custom			

Solid Pommel
 Std
 P-shaped
 Adjustable Pommel
 Std
 P-shaped

Size	a	b	c	d		Size	L	H	
<input type="checkbox"/> S	7.5	11	5.5			<input type="checkbox"/> S	14	7.5	
<input type="checkbox"/> M	9	15	5.5			<input type="checkbox"/> M	15	9.5	
<input type="checkbox"/> L	11	16	7.5			<input type="checkbox"/> L	17	9.5	
<input type="checkbox"/> XL	12	17	8.5			Custom			
Custom						Custom			

Kneeblock
 Knee Laterals

Lining:
 Standard Evazote
 Double Evazote
 Synergel
 Fleece Lining
 Reinforced

Footplate	w	l	Footboard	w	l	Footbox (inside)	w	l	h
<input type="checkbox"/> XXXS	10.5	14	<input type="checkbox"/> XXXS	25	18	<input type="checkbox"/> XXXS	23	17	9
<input type="checkbox"/> XXS	10.5	16	<input type="checkbox"/> XXS	30	20	<input type="checkbox"/> XXS	25.5	20	10
<input type="checkbox"/> XS	10.5	18	<input type="checkbox"/> XS	32.5	20	<input type="checkbox"/> XS	28	20	10
<input type="checkbox"/> S	11.5	20	<input type="checkbox"/> S	35	22.5	<input type="checkbox"/> S	30.5	22	12
<input type="checkbox"/> M	12.5	22.5	<input type="checkbox"/> M	37.5	22.5	<input type="checkbox"/> M	33	22	12
<input type="checkbox"/> L	13.5	25	<input type="checkbox"/> L	40	25	<input type="checkbox"/> L	35.5	24	13
<input type="checkbox"/> XL	13.5	28	<input type="checkbox"/> XL	42.5	27.5	<input type="checkbox"/> XL	38.5	25	13
<input type="checkbox"/> Custom			<input type="checkbox"/> Custom			<input type="checkbox"/> Custom			

Footplate
 Footboard
 Footbox
 Standard
 Active Dynamic
 Double Plate Dynamic
 Reinforced
 Rear Upstand
 Heel Loops
 Padding on plate
 Padding for Drop Tubes
 Webbing Straps
 Leather Straps
 Ankle Huggers
 Ottobock Foot Skates
 SOS Plastic Skates
 Special:

